



Resident-rated Quality of Life, 2017



Survey Administration

Every two years, a random sample of Spokane County addresses receive the survey. Larger samples are utilized every four years to generate neighborhood-level data.

Results can be used to:

Identify issues affecting the community at county, city, and neighborhood levels.

Inform strategies and services for programs.

Discern and address areas of inequity.

WHY MEASURE QUALITY OF LIFE IN SPOKANE?

The Quality of Life (QOL) Survey fills important gaps in data in our community using valid and reliable methods.

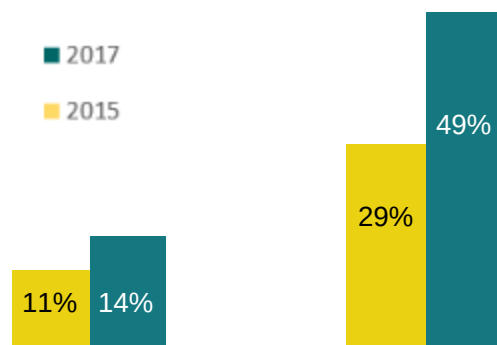
QOL measures community perceptions about health, access to and satisfaction with services, social capital, and other factors that impact well-being.

QOL routinely measures key factors that impact health but also things that are important to the community at time of implementation (eg: Paid Sick Leave, 2015; Child Care, 2017).

Citizens voted to include Quality of Life data on Spokane Community Indicators website.

Mental Health Measures - 2017 vs. 2015

QOL measures a number of individual health factors including mental health. Over time these measures can show changes in the community.

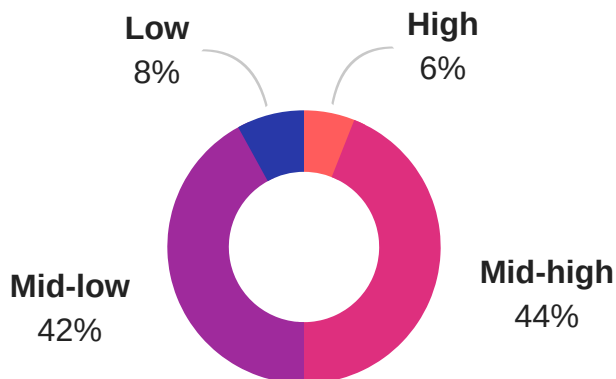


Percent of Residents Reporting Poor Mental Health

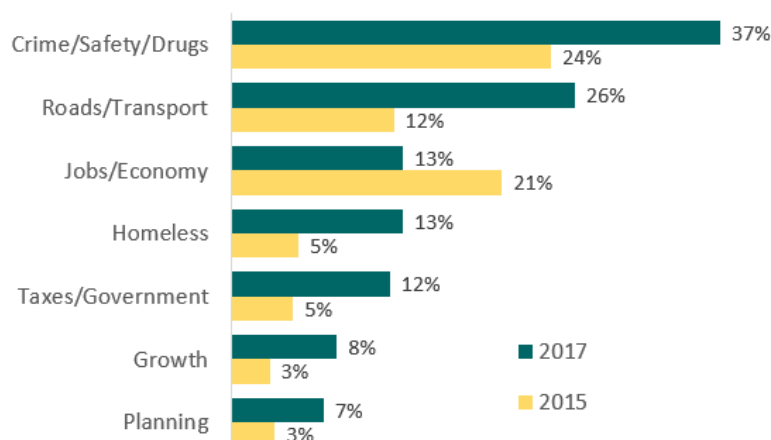
Percent of Residents Reporting Poor Mental Health Who Received Treatment

Social Capital Scores, 2017

Social capital involves social support, relationships, and feelings of belonging at the the individual, community, and societal levels.



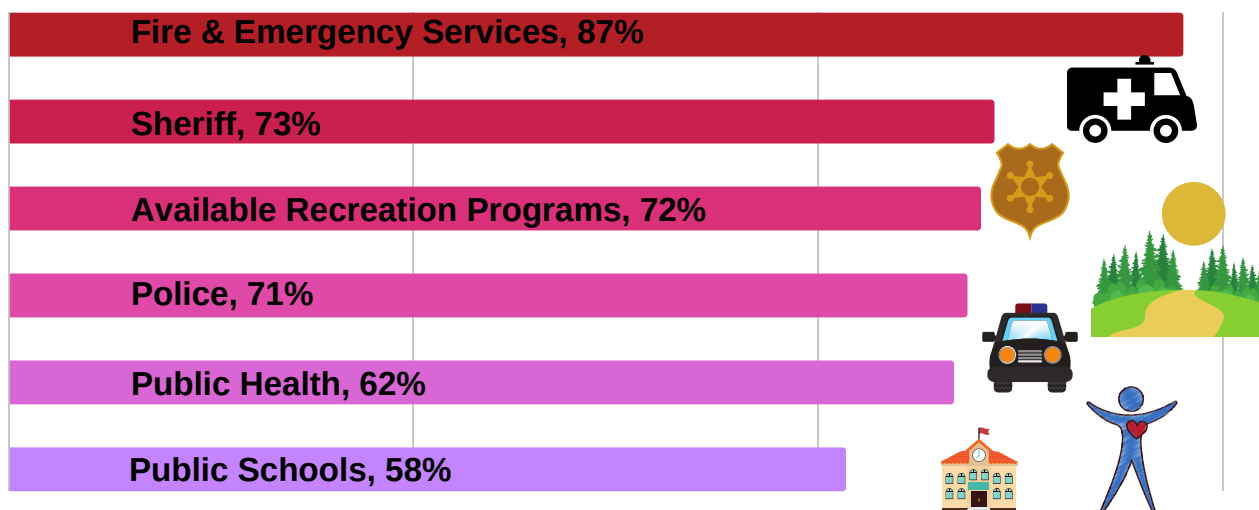
Citizen Report of Issues Facing the Spokane Area - 2017 vs. 2015



How Can I Help?

Multiple stakeholders have expressed the need for valid and reliable neighborhood-level data. To meet this need, the survey must be sent to over 12,000 households, which will cost about \$70,000. The Spokane Regional Health District is contributing the direct staffing costs (~\$50,000) to implement the survey and report the data. If just seven organizations share the cost and contribute \$10,000 each, we can continue providing a venue for our community to voice their thoughts and needs.

Holding Ourselves Accountable - Percent of Residents Satisfied with:



Want to see more results? Go to <https://srhd.org/data-and-reports> and click on "Health Status."

