

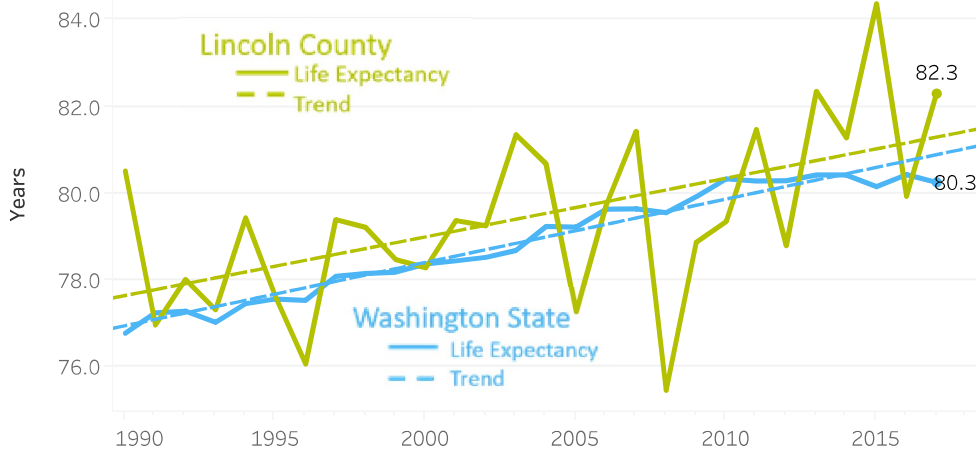
Life Expectancy - Lincoln County, Washington

Life expectancy is a key indicator of the overall health of a community. It is the expected number of years of life for a person who was born into a particular community or population. Life expectancy at birth measures the health status of all age groups in the community. Life expectancy is influenced by a range of factors—including zip code, income level, educational attainment, and race. Unfortunately, not everyone in our region has the same opportunities to live long, healthy lives. By focusing efforts and resources in communities that face the most barriers, we can help close the gap.



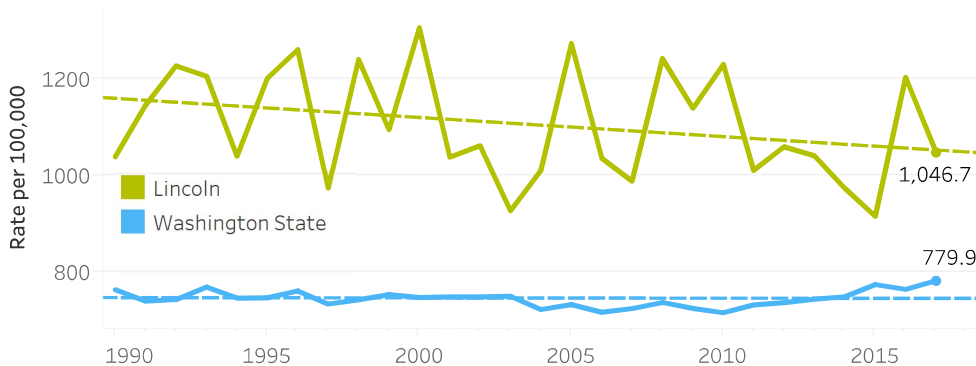
Life Expectancy, 2017

Life Expectancy, 1990-2017

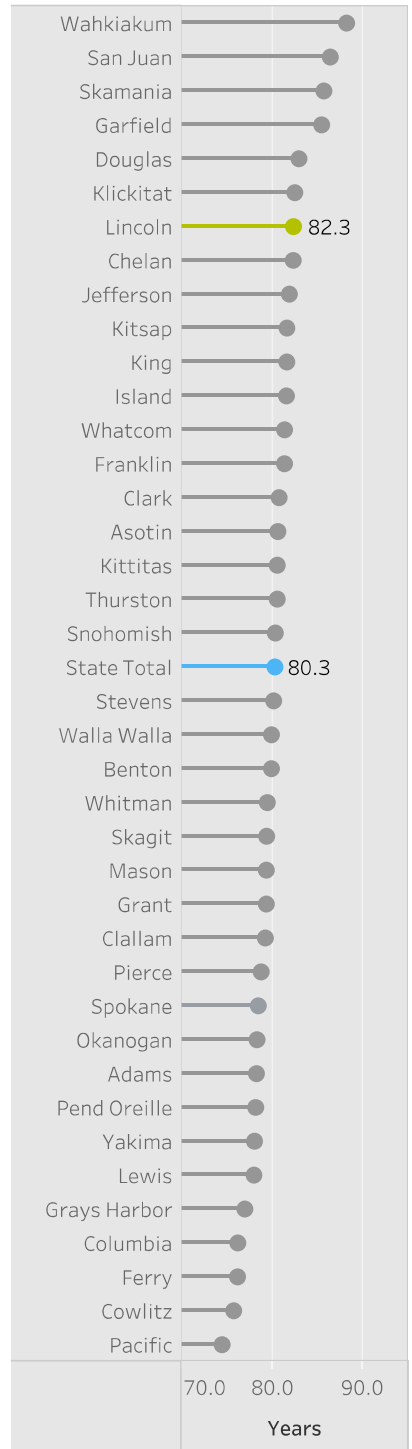


Life expectancy has increased over the last several decades. Spokane County increased from 80.5 years in 1990 to 82.3 years in 2017. Lincoln County's life expectancy is higher than the statewide rate and, while there is variability from year to year, the trend is similar to Washington State.

Mortality, 1990-2017

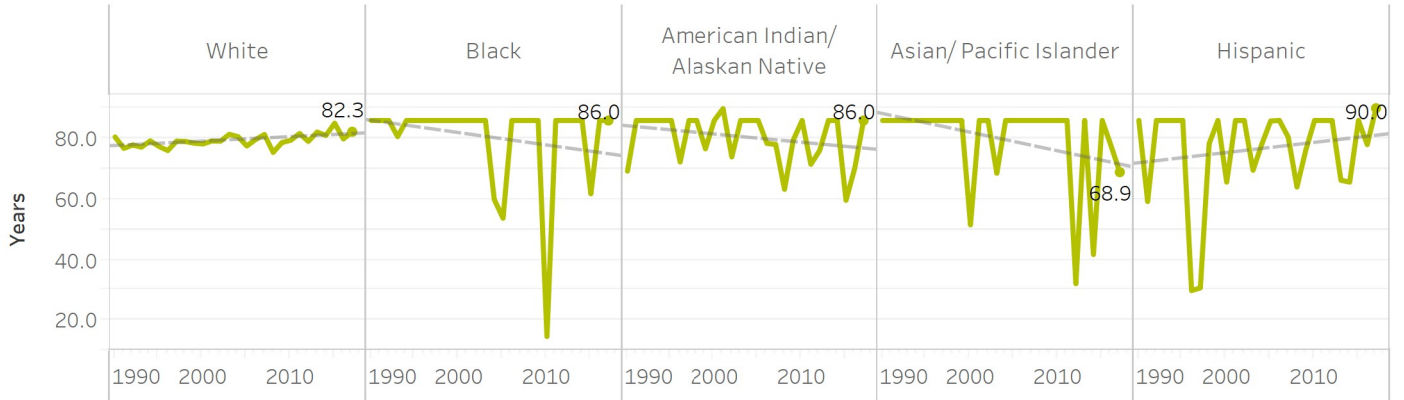


Mortality is the rate of deaths in a community. It is impacted by changes or trends in the mortality rate, especially if deaths are among infants or younger individuals. Examples include having a high infant mortality rate or an increase in the trend for suicide or overdose deaths among younger age groups. The Lincoln County mortality rate has been decreasing over time.



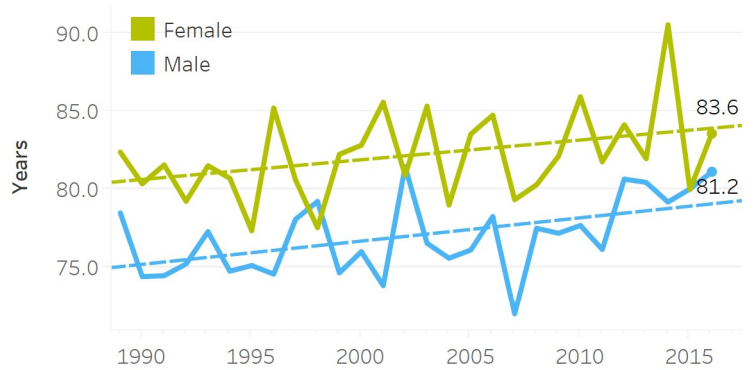
Life expectancy varied by racial and Hispanic ethnic groups. There can be wide variability from year to year in some racial and Hispanic groups, but the trend line can indicate the direction of change overall.

Lincoln County Life Expectancy by Race, 1990-2017



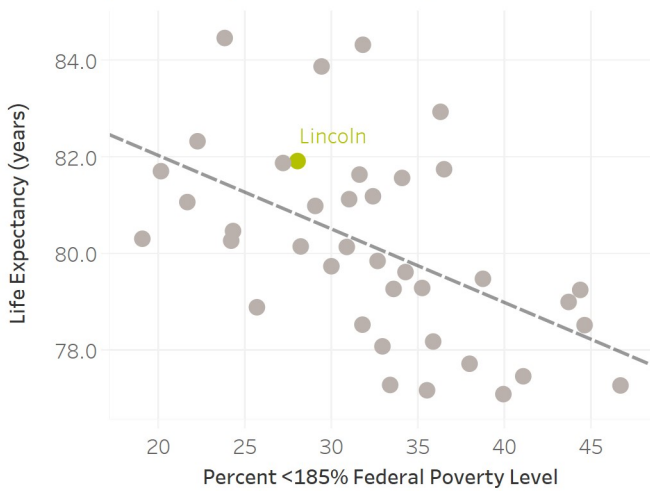
Lincoln County Life Expectancy by Sex 1990-2017

Females have a higher life expectancy than do males. The female rate changed a little over time. It increased from 82.4 years in 1990 to 83.6 years in 2017. The male rate increased from 78.5 years in 1990 to 81.2 years in 2017.

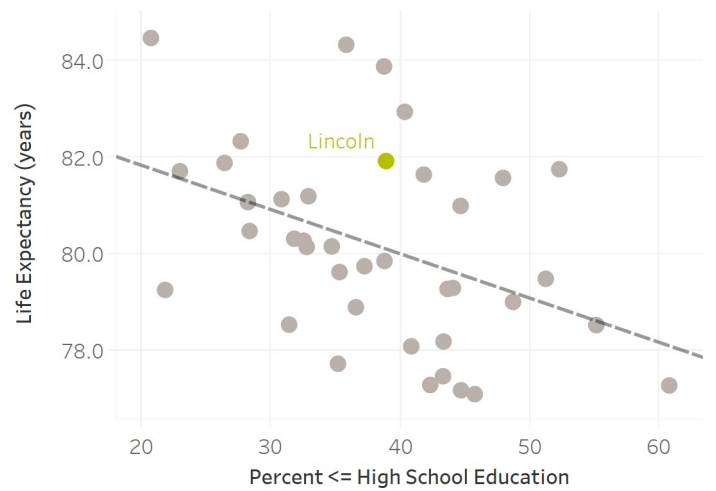


Socioeconomic factors are also related to life expectancy. While there is variability, areas with lower education and income tend to have shorter life expectancy.

Life Expectancy and Poverty, 2013-2017



Life Expectancy and Education, 2013-2017



Data Sources: Washington State Department of Health, Center for Health Statistics, Community Health Assessment Tool. U.S. Census Bureau, American Community Survey, American Factfinder.

